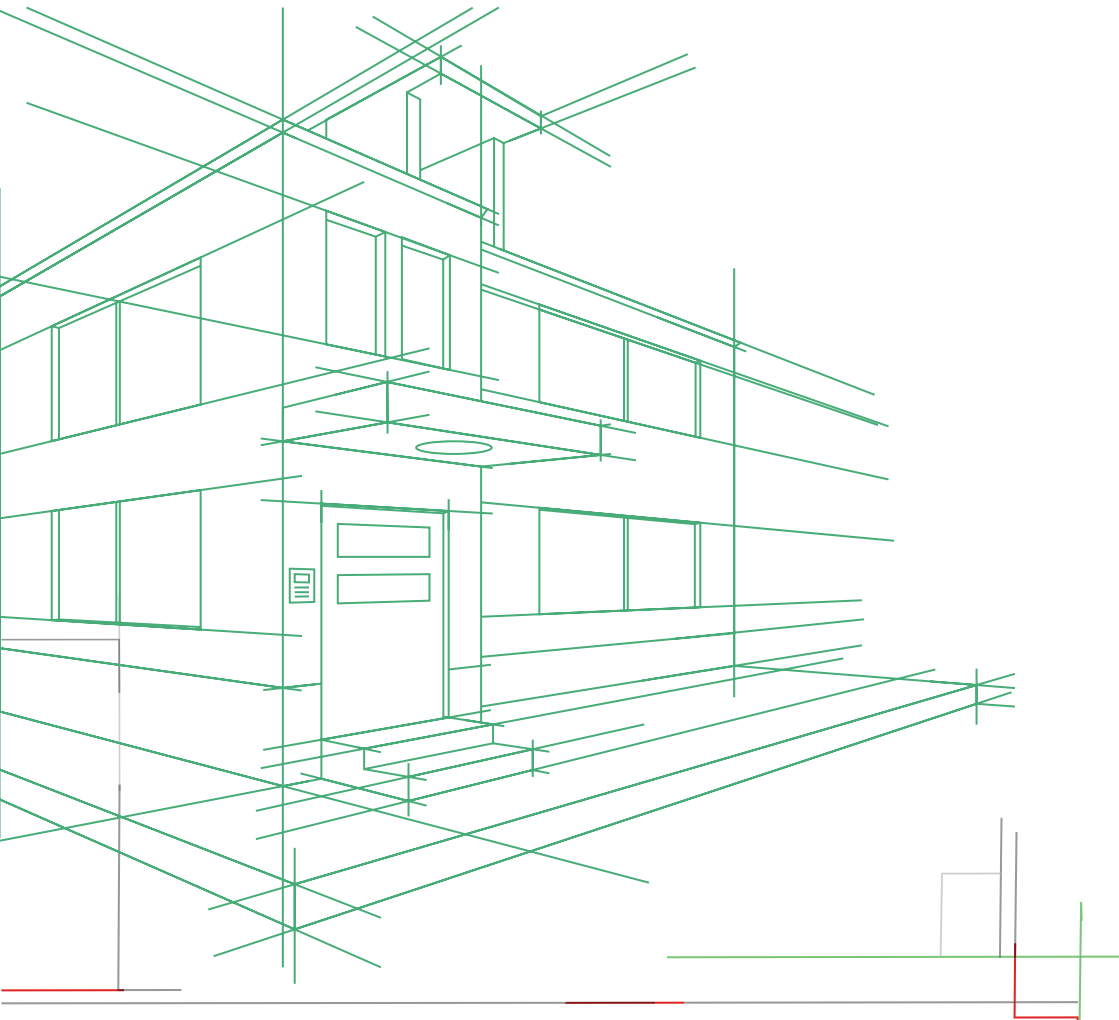
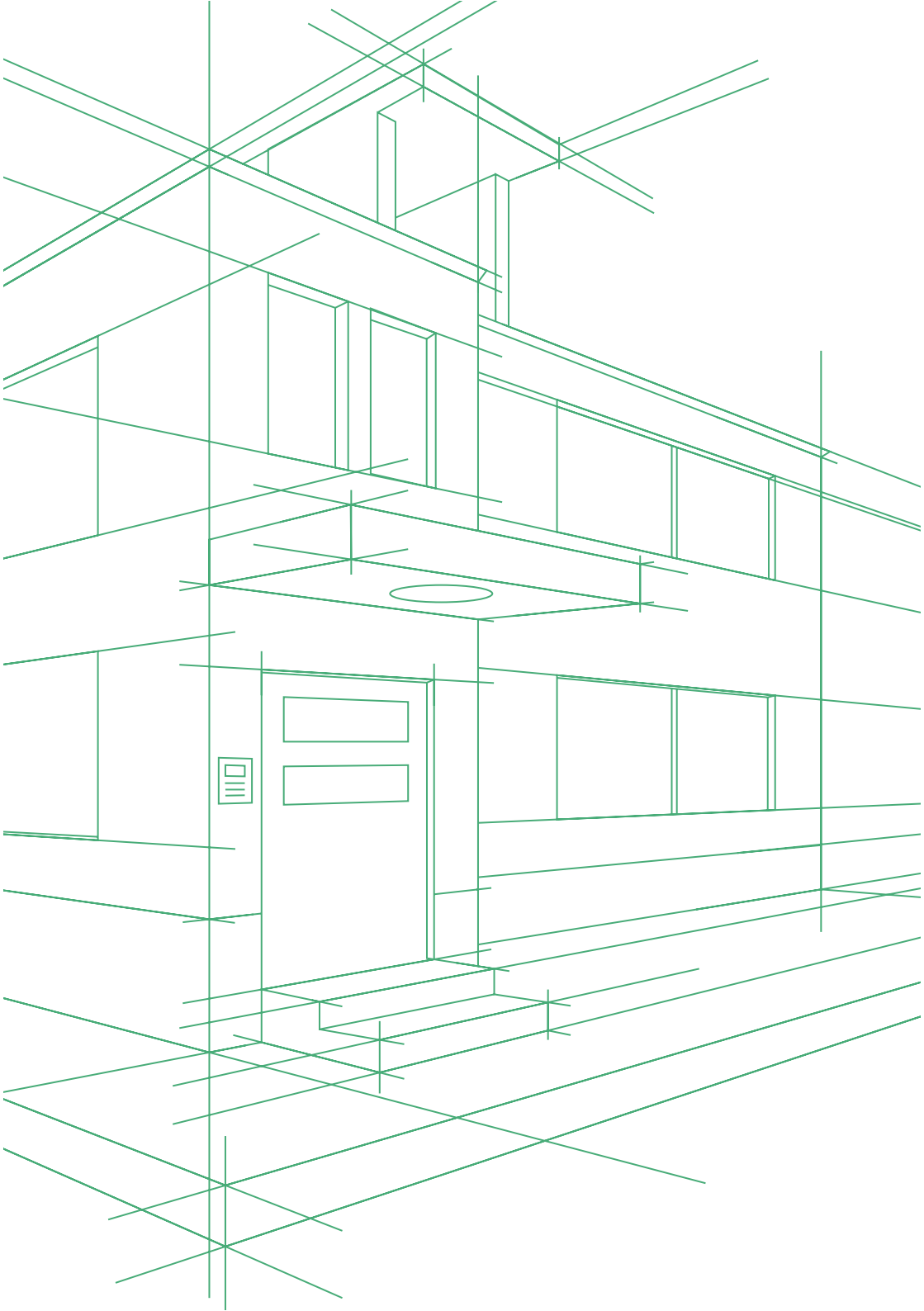




Safety at Home





Introduction

Homes are a place of comfort and peace for individuals, but they are among the places that contain hazards for family members, and these may be causes of accidents that may result in damage to lives and property. This booklet contains a set of instructions that would help to maintain safety at home.

Gas Cylinders

Gas cylinders are a major source of hazard at home, and they are a necessity for daily use of cooking and heating purposes, yet their poor storage and misuse may result in severe accidents. Therefore, caution should be taken while using them by following the instructions below:

- Cylinders should be kept in a vertical position, out of direct sunlight, and in a well-ventilated area outside the house.
- Ensure cylinder valves are closed after use.
- Do not place cylinders near flammable materials.
- Periodic inspection of ovens and ensuring that they are free from defects.



How to detect a gas leak:

When suspecting leakage or to verify this, mix some dishwashing soap with water and use a sponge to apply the mix on the piping connections. If there are bubbles, this indicates the presence of leakage. In this case, the tube valve shall be closed and the leak must be fixed immediately.

When the smell of gas spreads in the house, the following steps should be taken:

- Immediate evacuation of people from the house.
- Do not light electrical switches or bulbs.
- Tighten the gas valve.
- Ventilate the place by opening windows and doors slowly so that no spark is generated.

Oils

It is common that the burning of oils occurs while cooking if they are left on the stove for long period, and when the fire arises because of the oils, the following steps should be followed:

- Close the gas valve if possible.
- Do not use water to extinguish the fire so that it does not spread.
- Cover the container with a fire blanket.

To prevent oils from burning, we must:

- Give awareness to the house help on possible risks.
- Never leave cooking oil on the stove without supervision.
- Clean the stove from any oil residue.



Food Processors

Food processors and blenders have many uses and benefits for preparing food, but they also pose many hazards that could harm us. To ensure safety while using food mixers, the following precautions must be followed:

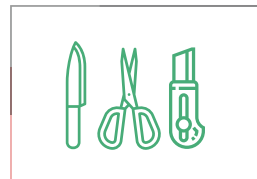
- Store the devices out of children's reach.
- Ensure that water does not reach the electrical parts of the machine.
- Keep clothes, hair and hands away from the moving parts of the appliances.
- Using tools or a long spatula instead of the hand for pushing food.
- Turning off the device and disconnecting it from the electricity after use.
- Keeping the device wires away from sources of flame and flammable materials.
- Use the brush when cleaning sharp parts.
- Train the house help on safe use of the equipments.



Sharp Tools

Sharp tools are one of the most widely used tools at home, whether for cooking or any other purposes. When misused, they may cause severe injuries to both adults and children, so the following must be followed to maintain your safety from sharp tools:

- Store sharp objects out of reach of children.
- Not to use glassware to feed children.
- Store sharp objects in designated spots.



Chemicals

We may think that our homes do not contain chemicals yet we use them in our everyday life. Chemicals used at home include: pesticides, cleaning detergents, paints, solvents, etc. make sure you follow these steps while handling them:

- Keep pesticides and detergents in closed areas away from children.
- Avoid Storing them in food and drinks containers.
- Wear personal protective equipment (glove and mask) while using chemicals.
- Do not touch chemicals with bare hands to avoid burns and skin irritation.
- Do not mix different detergents to avoid emissions of gases.



Electricity

The use of electricity has become a necessity for life, and it has many benefits. But if misused, that may expose us to many hazards. You must handle electricity with extreme caution by following these instructions:

- Ensure that the wires are free from defects.
- Do not overload electrical sockets.
- Do not touch electrical appliances with wet hands.
- Follow the users instructions attached to electrical appliances.
- Disconnect the devices from electricity while not using.
- Keep thermal devices away from flammable materials.

To prevent the risk of electric shock:

- Ensure maintenance work is conducted as per Sharjah Electricity and Water Authority (SEWA) requirements.
- Use of equipment with a dielectric handle.
- Use of rubber boots and insulated gloves.
- Use protection for sockets.
- Do not touch the plugs with wet hands.



- Avoiding contact with electricity in the event of defects before disconnecting the electric current.
- Periodic maintenance for electrical devices.

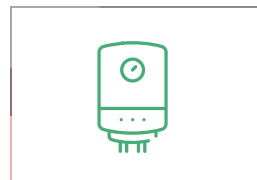
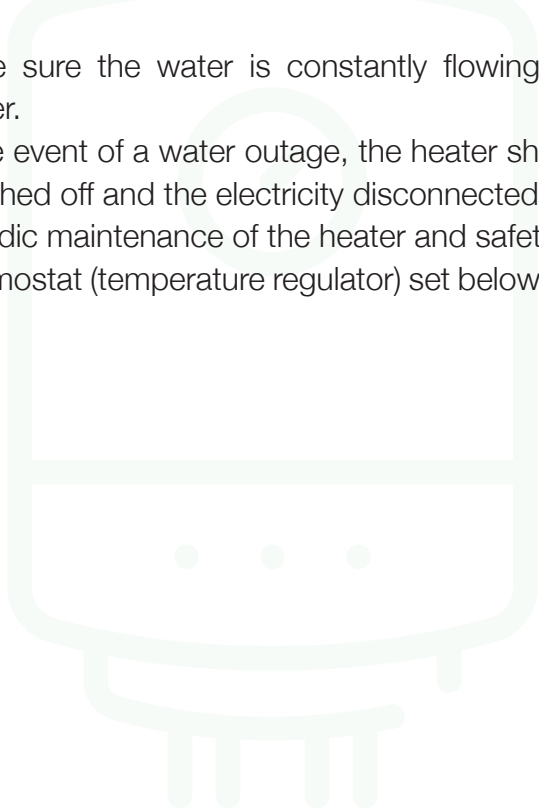
When a person is suspected to being in electric shock, the following should be done:

- Disconnecting the power from the main source.
- Avoid touching the person.
- Make sure to wear electrical insulator, such as rubber shoes.
- Start the application of first aid and calling an ambulance.

Water Heaters

Heaters pose many risks when any malfunction occurs, and to avoid these risks the following must be ensured:

- Make sure the water is constantly flowing to the heater.
- In the event of a water outage, the heater should be switched off and the electricity disconnected from it.
- Periodic maintenance of the heater and safety valve.
- Thermostat (temperature regulator) set below 70 ° C.



Heating Equipment

Many of us use heating equipment in the winter, and they come in different types such as electric heater, gas heater, kerosene heater, oil fired heater, or coal heater are included under heating equipment. The following are precautions while using each:

1. Electric heater:

- Check it for defects before using.
- Do not put wires under carpets or furniture.
- Do not to place the heater in a place where it can fall.

2. Gas heater:

- Ensure that it does not have gas leak.
- Ensure the heater is not accessible to children.
- Ensure that it is free from malfunctions.
- Place the gas cylinder away from the heater.



3. Kerosene heater:

- Ensure that the wick is not left exposed.
- Ignite the heater outside the house in an exposed location before using indoors.
- When refilling, the heater must be refilled outside the house and then brought inside.
- Make sure to turn it off before you go out.

4. Oil fired heater:

- Place the heater in a stable place to avoid oil spills.
- Do not place any ignition source near the heater.
- Ensure that the stacks are free from defects.

5. Heating by charcoal or firewood:

- Do not use this type of heating in a closed place.
- Place it away from furniture and inflammable materials.
- Supervise children when they are near coal or firewood after burning.
- Ensure that the fire from coal or firewood is completely extinguished before disposal.

Drowning

Many homes have swimming pools, and the risk of drowning is always present. But we must not forget the danger of drowning in water tanks and bathtubs as well. To Protect ourselves and family we must follow the following precautions:

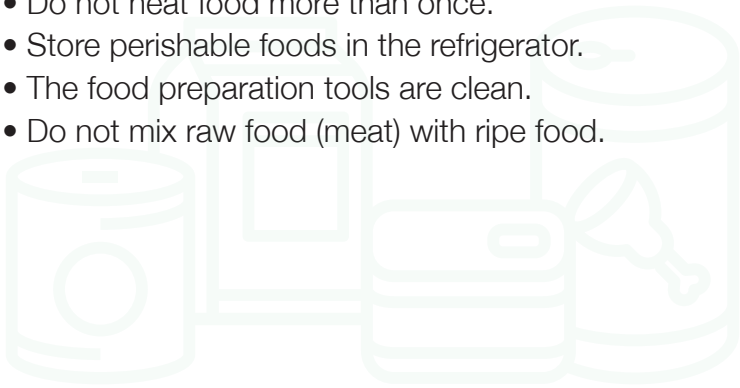
- Supervise children when in swimming pools.
- Teach children to swim and ensure that there is an adult who is able to swim to supervise.
- Choose a non-slip flooring around the pool.
- Ensure the provision of safety tools such as life collars and handles.
- Ensure that the water tank and sewage openings are closed.
- Build fence around the pool that children cannot climb.
- It is advisable to install alarm detectors to indicate once the pool is in use.



Poisoning

Food poisoning may occur due to many reasons. To prevent this, the following should be ensured:

- There is no rust, openings or bends on food cans.
- Check the expiry date of canned/packed foods.
- Do not leave food exposed.
- Do not heat food more than once.
- Store perishable foods in the refrigerator.
- The food preparation tools are clean.
- Do not mix raw food (meat) with ripe food.



Fire

To prevent fire hazards, the following should be ensured:

- Install fire alarm system by companies approved by the Civil Defense and ensure they are operational (24/7)
- Ensure the fire alarm systems are functional by conducting periodic maintenance through the maintenance company.
- Place appropriate fire extinguishers (carbon dioxide and powder) and conduct periodic maintenance.
- Training in the use of extinguishers
- Check electrical appliances and gas connections for any faults periodically.
- Do not use the emergency exits as storage areas.
- Keep flammable materials, such as furniture, away from any flame source.



Fire Extinguisher Uses

	 Solid Substances	 Flammable Liquids & Gasses	 Electrical Contact	 combustible minerals	 Cooking Oils & Fats
	✓				✓
	✓	✓	✓	✓	
		✓	✓		
	✓	✓			
	✓				

Electric Lifts

Many homes have electrical elevators, and to ensure safety when using elevators, the below guidelines should be followed:

- Ensure there is a periodic maintenance contract by an elevator maintenance company.
- Ensure an elevator inspection certificate by a third party is available, the third party must be approved by Emirates Authority for Standardization and Metrology or Emirates National Accreditation System.
- Do not allow children to use the elevators alone, but must be accompanied by an adult.
- Prevent children from playing with the elevator.
- When the elevator stops, do not panic, and press the emergency button.
- The weight allowed in the elevator must be adhered to and not exceeded.



Slips, trips and collision prevention

In order to protect the family members from Slips, trips and falls, the following must be done:

- Ensure that the handrails are securely installed on stairs.
- Provide adequate lighting along the stairways.
- Maintain cleanliness and good housekeeping.
- Put non-slip tape under carpets and floor mats.
- Keep the floors dry.
- Arrange the furniture in a way that gives room to move comfortably.
- Install handles for support in toilets and bathtubs.
- Place children's play areas away from parking lots.
- Advise individuals to stay away from car parking.
- The vehicle owner must ensure that the place is free of children before moving or parking the vehicle.



Windows and Balconies

The following guidelines should be followed to reduce children falling from balconies and through windows:

- Install a barrier preventing windows from opening for more than 10centimeters, and raising the level of windows and balconies to 120centimeters, according to the requirements of Sharjah Municipality for windows.
- Move the furniture away from the windows, and supervise the children in a room with open windows.




Dealing with emergency situations

When any emergency situation requires immediate evacuation from home, the following must be observed:

- Keep calm and do not panic.
- Pre-agreement on assembly point where all members of the house are aware.
- In the event that people with disabilities or elderly people are present, it must be confirmed that a person is allocated always to accompany them to the assembly point.
- Not returning home to take anything after an accident.
- Preparing an emergency bag including first aid kit (containing at least wound dressings, forceps, scissors, medical swabs), some important documents for the family, and should not contain medicines according to international standards of first aid.



Emergency numbers

	993 بلدية الشارقة Municipality		997 الدفاع المدني Civil Defense		999 الشرطة Police
	800700 خط نجدة الطفل Child Help Line		991 الكهرباء SEWA		998 الإسعاف Ambulance

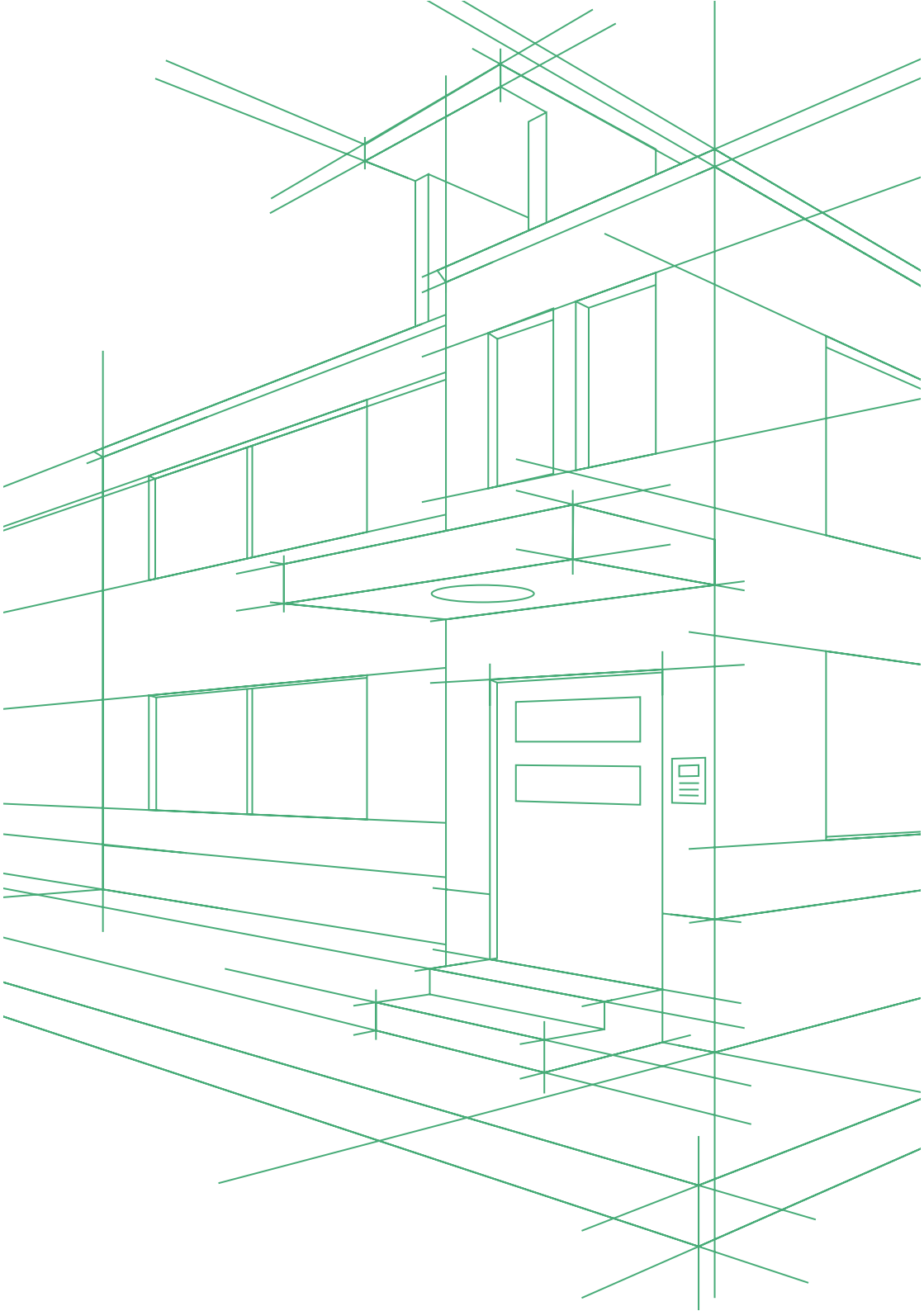
For more information, please contact us through:

The Authority's website: <https://spsa.shj.ae>

Contact: +97165677770




E-mail: info@spsa.shj.ae





For more information

You can visit our accounts on social media

www.spsa.shj.ae  Sharjah spsa    Sharjah_spsa